

Product Datasheet

IPS Phone Config / IPS Lock



1 IPS Phone Config description

Telisca IPS Phone Config enables a Cisco IP Phone's user to change and configure his IP Phone settings directly from his IP Phone. It thus offers more autonomy to the user, without needing to access a web interface or contact an administrator.

With IPS Phone Config, users can set/cancel:

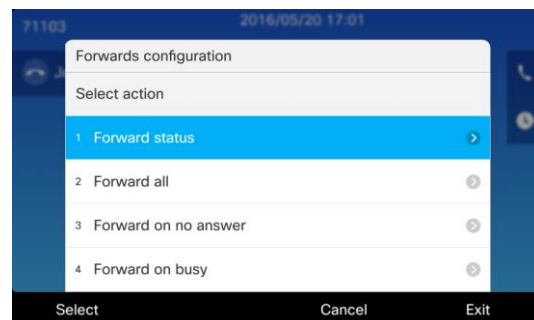
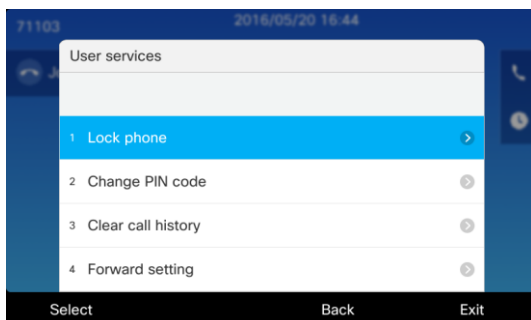
- Forward All to a pre-defined number or voicemail,
- No Answer/Busy forward to voice mail or number,
- Define speed dial numbers and dial,
- Lock to prevent outbound calls,
- Block external calls,
- Block external calls,
- Extension mobility login.

Users can also configure:

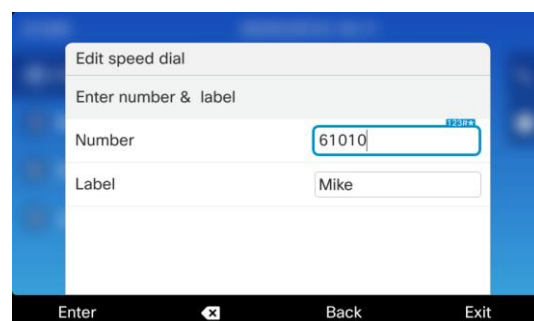
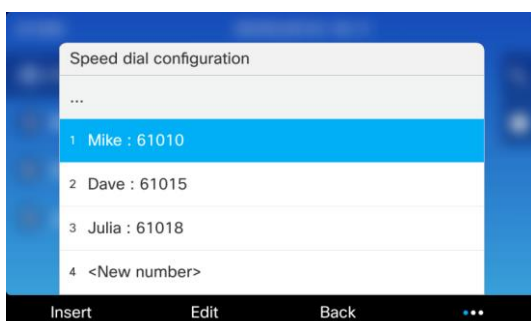
- Forward destination (all, no answer external/internal, busy external/internal),
- No answer duration,
- Support of two calls (busy trigger),
- Change PIN code,
- Change language,
- Speed dial setting,
- BLF setting,
- Extension Mobility login,
- Busy trigger
- Schedule regular clearing of call history.

A sub set of IPS Phone Config, called **IPS Lock**, is also available. It includes:

- Lock phone & clear call history,
- Change PIN code,
- Call history clear schedule.

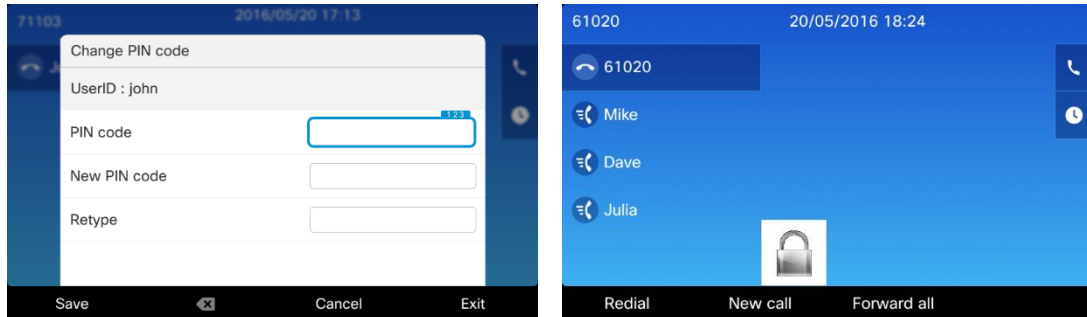


IPS Phone Config is also very useful for managing speed dial numbers, allowing users to define them (numbers and labels), change the order, display the list, or search for dialing.



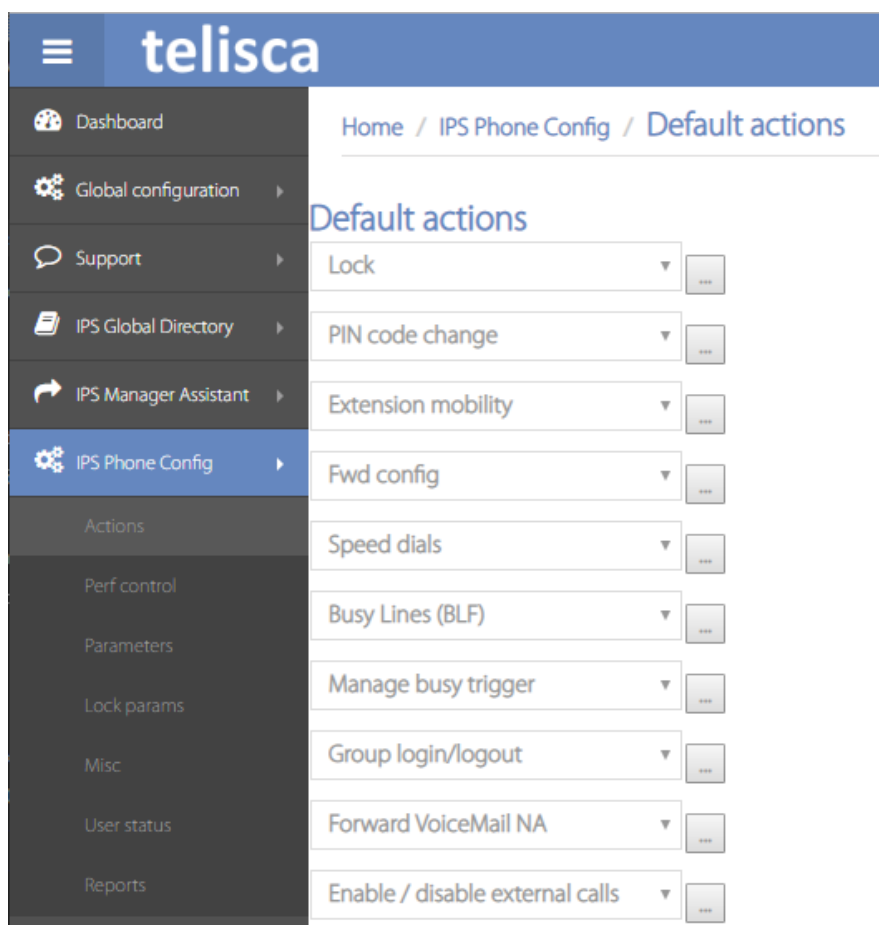
Entering or leaving a group may manage the HLog status (pause/active) but also belonging to one or several groups. This is useful if the user should occasionally be part of one group but not of another. It is also possible to warn or block a user when he is the last of a group to attempt to exit or pause.

IPS Phone Config also includes the Lock option.



IPS Phone Config supports associated phones or Extension Mobility mode. On multi-lines IP Phones, configuration and toggle action may be set on selected line.

IPS Phone Config IP Phone interface is available in English, French, German, Spanish, Italian and Hungarian. IPS Phone Config administration is available in English and French.



2 Prerequisites

Supported Cisco CUCM:

- CUCM version 10.5, 11.5, 12, 12.5, BE 6000, BE 7000

Available on private cloud company.telisca.cloud

On premise installation:

Windows servers supported:

- Windows Server 2012 or 2012 R2 Update 1 Essentials
 - Windows Server 2012 or 2012 R2 Update 1 Standard
 - Windows Server 2016 Essentials
 - Windows Server 2016 Standard
 - Windows Server 2019 Essentials
 - Windows Server 2019 Standard
-
- Minimum configuration: 1 vCPU, 4GB RAM, 70GB disk
 - Virtual Machine VMware vSphere, Hyper-V or Cisco UCS, Cisco UCS-E